



Staff : BINDHU BERNARD

Subject : ESL120 - CIVIL & MECHANICAL WORKSHOP

Session Name: Faculty feed back S2

Session Id : TE-SN764-Sep-2021

Users Completed : 48

Batch : BTech KTU ME 2K20 A

Survey Id : TE26-Jan-2020

Overall Score : 93.93

Section	Question	Option	Mark	Users Opted	Opted %	Total Mark
1	1. Subject Knowledge	Excellent	17.75	37	77.08%	656.75
		Good	14.13	9	18.75%	127.17
		Fair	10.28	0	0%	0
		Poor	3.53	0	0%	0
		Can't Judge	8.00	2	4.17%	16
	2. Clarity and Understanding of teachers Explanations	Excellent	14.50	38	79.17%	551
		Good	11.81	8	16.67%	94.48
		Fair	8.11	1	2.08%	8.11
		Poor	2.01	0	0%	0
		Can't Judge	4.09	1	2.08%	4.09
	3. Teachers Willingness to Help	Excellent	7.50	37	77.08%	277.5
		Good	5.71	10	20.83%	57.1
		Fair	4.04	0	0%	0
		Poor	1.13	0	0%	0
		Can't Judge	2.21	1	2.08%	2.21
	4. Approximate % of classes NOT engaged by the teachers	Less than 10	5.85	38	79.17%	222.3
		10 to 25	3.66	4	8.33%	14.64
		More than 25	1.91	1	2.08%	1.91
		Can't Judge	1.64	5	10.42%	8.2
	5. Whether the teachers dictates notes only	No	4.00	42	87.5%	168
Yes		0.67	3	6.25%	2.01	
Can't Judge		1.65	3	6.25%	4.95	
2	1. Teachers ability to organize lecture	Excellent	9.25	40	83.33%	370
		Satisfactory	6.34	7	14.58%	44.38
		Inadequate	2.50	0	0%	0
		Can't Judge	3.16	1	2.08%	3.16
	2. Speed of presentation	Just Right	4.75	44	91.67%	209
		Too Fast	1.34	3	6.25%	4.02
		Can't Judge	1.40	1	2.08%	1.4
	3. Does the teacher encourage questioning	Yes	6.88	42	87.5%	288.96
		Some Times	3.89	5	10.42%	19.45
		No	0.74	0	0%	0
		Can't Judge	1.78	1	2.08%	1.78
	4. Behavior of the teacher	Pleasant	6.75	46	95.83%	310.5
		Indifferent	2.78	1	2.08%	2.78
		Unpleasant	1.28	0	0%	0
		Can't Judge	1.94	1	2.08%	1.94
	5. Sincerity of the teacher	Sincere	11.50	45	93.75%	517.5
		Not Sincere	1.33	2	4.17%	2.66
		Unable to Judge	5.06	0	0%	0
		Blank	4.03	1	2.08%	4.03
	6. Overall Teaching effectiveness	Excellent	11.25	38	79.17%	427.5
		Good	9.03	9	18.75%	81.27
		Fair	6.46	0	0%	0
		Poor	1.56	0	0%	0
		Can't Judge	2.03	1	2.08%	2.03

Strength and Weakness

No remarks found.

Special Remarks

No special remarks found.

Head of The Department



PRINCIPAL
Sree Chitra Thirunal
College of Engineering
Trivandrum - 1



Staff : DR.KAMAL KRISHNA R.

Subject : EST120(B) - BASICS OF CIVIL & MECHANICAL ENGINEERING

Session Name: Faculty feed back S2

Batch : BTech KTU ME 2K20 A

Session Id : TE-SN764-Sep-2021

Survey Id : TE26-Jan-2020

Users Completed : 48

Overall Score : 94.77

Section	Question	Option	Mark	Users Opted	Opted %	Total Mark
1	1. Subject Knowledge	Excellent	17.75	41	85.42%	727.75
		Good	14.13	6	12.5%	84.78
		Fair	10.28	0	0%	0
		Poor	3.53	0	0%	0
		Can't Judge	8.00	1	2.08%	8
	2. Clarity and Understanding of teachers Explanations	Excellent	14.50	42	87.5%	609
		Good	11.81	5	10.42%	59.05
		Fair	8.11	0	0%	0
		Poor	2.01	0	0%	0
		Can't Judge	4.09	1	2.08%	4.09
	3. Teachers Willingness to Help	Excellent	7.50	41	85.42%	307.5
		Good	5.71	6	12.5%	34.26
		Fair	4.04	0	0%	0
		Poor	1.13	0	0%	0
		Can't Judge	2.21	1	2.08%	2.21
	4. Approximate % of classes NOT engaged by the teachers	Less than 10	5.85	34	70.83%	198.9
		10 to 25	3.66	4	8.33%	14.64
		More than 25	1.91	2	4.17%	3.82
		Can't Judge	1.64	8	16.67%	13.12
	5. Whether the teachers dictates notes only	No	4.00	43	89.58%	172
Yes		0.67	2	4.17%	1.34	
Can't Judge		1.65	3	6.25%	4.95	
2	1. Teachers ability to organize lecture	Excellent	9.25	43	89.58%	397.75
		Satisfactory	6.34	4	8.33%	25.36
		Inadequate	2.50	0	0%	0
		Can't Judge	3.16	1	2.08%	3.16
	2. Speed of presentation	Just Right	4.75	46	95.83%	218.5
		Too Fast	1.34	1	2.08%	1.34
		Can't Judge	1.40	1	2.08%	1.4
	3. Does the teacher encourage questioning	Yes	6.88	43	89.58%	295.84
		Some Times	3.89	4	8.33%	15.56
		No	0.74	0	0%	0
		Can't Judge	1.78	1	2.08%	1.78
	4. Behavior of the teacher	Pleasant	6.75	45	93.75%	303.75
		Indifferent	2.78	2	4.17%	5.56
		Unpleasant	1.28	0	0%	0
		Can't Judge	1.94	1	2.08%	1.94
	5. Sincerity of the teacher	Sincere	11.50	44	91.67%	506
		Not Sincere	1.33	3	6.25%	3.99
		Unable to Judge	5.06	0	0%	0
		Blank	4.03	1	2.08%	4.03
	6. Overall Teaching effectiveness	Excellent	11.25	41	85.42%	461.25
		Good	9.03	6	12.5%	54.18
		Fair	6.46	0	0%	0
		Poor	1.56	0	0%	0
		Can't Judge	2.03	1	2.08%	2.03

Strength and Weakness

No remarks found.

Special Remarks

No special remarks found.

Head of The Department



(Handwritten signature)

PRINCIPAL
Sree Chitra Thirunal
College of Engineering
Trivandrum



Staff : MYTHILI KESAVASAMY

Subject : HUT102 - PROFESSIONAL COMMUNICATION

Session Name: Faculty feed back S2

Session Id : TE-SN764-Sep-2021

Users Completed : 48

Batch : BTech KTU ME 2K20 A

Survey Id : TE26-Jan-2020

Overall Score : 95.04

Section	Question	Option	Mark	Users Opted	Opted %	Total Mark
1	1. Subject Knowledge	Excellent	17.75	39	81.25%	692.25
		Good	14.13	9	18.75%	127.17
		Fair	10.28	0	0%	0
		Poor	3.53	0	0%	0
		Can't Judge	8.00	0	0%	0
	2. Clarity and Understanding of teachers Explanations	Excellent	14.50	37	77.08%	536.5
		Good	11.81	10	20.83%	118.1
		Fair	8.11	1	2.08%	8.11
		Poor	2.01	0	0%	0
		Can't Judge	4.09	0	0%	0
	3. Teachers Willingness to Help	Excellent	7.50	37	77.08%	277.5
		Good	5.71	10	20.83%	57.1
		Fair	4.04	1	2.08%	4.04
		Poor	1.13	0	0%	0
		Can't Judge	2.21	0	0%	0
	4. Approximate % of classes NOT engaged by the teachers	Less than 10	5.85	37	77.08%	216.45
		10 to 25	3.66	6	12.5%	21.96
		More than 25	1.91	1	2.08%	1.91
		Can't Judge	1.64	4	8.33%	6.56
	5. Whether the teachers dictates notes only	No	4.00	42	87.5%	168
Yes		0.67	5	10.42%	3.35	
Can't Judge		1.65	1	2.08%	1.65	
2	1. Teachers ability to organize lecture	Excellent	9.25	38	79.17%	351.5
		Satisfactory	6.34	9	18.75%	57.06
		Inadequate	2.50	1	2.08%	2.5
		Can't Judge	3.16	0	0%	0
	2. Speed of presentation	Just Right	4.75	45	93.75%	213.75
		Too Fast	1.34	3	6.25%	4.02
		Can't Judge	1.40	0	0%	0
	3. Does the teacher encourage questioning	Yes	6.88	45	93.75%	309.6
		Some Times	3.89	2	4.17%	7.78
		No	0.74	1	2.08%	0.74
		Can't Judge	1.78	0	0%	0
	4. Behavior of the teacher	Pleasant	6.75	45	93.75%	303.75
		Indifferent	2.78	2	4.17%	5.56
		Unpleasant	1.28	1	2.08%	1.28
		Can't Judge	1.94	0	0%	0
	5. Sincerity of the teacher	Sincere	11.50	47	97.92%	540.5
		Not Sincere	1.33	1	2.08%	1.33
		Unable to Judge	5.06	0	0%	0
		Blank	4.03	0	0%	0
	6. Overall Teaching effectiveness	Excellent	11.25	41	85.42%	461.25
		Good	9.03	6	12.5%	54.18
		Fair	6.46	1	2.08%	6.46
		Poor	1.56	0	0%	0
		Can't Judge	2.03	0	0%	0

Strength and Weakness


No remarks found.

Special Remarks

- she's really cool♥

Head of The Department




PRINCIPAL
Sree Chitra Thirunal
College of Engineering
Trivandrum - 11



Staff : GEETHA KUMARI B.

Subject : EST100 - ENGINEERING MECHANICS

Session Name: Faculty feed back S2

Session Id : TE-SN764-Sep-2021

Users Completed : 49

Batch : BTech KTU ME 2K20 A

Survey Id : TE26-Jan-2020

Overall Score : 95.48

Section	Question	Option	Mark	Users Opted	Opted %	Total Mark
1	1. Subject Knowledge	Excellent	17.75	41	83.67%	727.75
		Good	14.13	8	16.33%	113.04
		Fair	10.28	0	0%	0
		Poor	3.53	0	0%	0
		Can't Judge	8.00	0	0%	0
	2. Clarity and Understanding of teachers Explanations	Excellent	14.50	39	79.59%	565.5
		Good	11.81	10	20.41%	118.1
		Fair	8.11	0	0%	0
		Poor	2.01	0	0%	0
		Can't Judge	4.09	0	0%	0
	3. Teachers Willingness to Help	Excellent	7.50	42	85.71%	315
		Good	5.71	7	14.29%	39.97
		Fair	4.04	0	0%	0
		Poor	1.13	0	0%	0
		Can't Judge	2.21	0	0%	0
	4. Approximate % of classes NOT engaged by the teachers	Less than 10	5.85	40	81.63%	234
		10 to 25	3.66	3	6.12%	10.98
		More than 25	1.91	1	2.04%	1.91
		Can't Judge	1.64	5	10.2%	8.2
	5. Whether the teachers dictates notes only	No	4.00	46	92%	184
Yes		0.67	3	6%	2.01	
Can't Judge		1.65	1	2%	1.65	
2	1. Teachers ability to organize lecture	Excellent	9.25	39	79.59%	360.75
		Satisfactory	6.34	10	20.41%	63.4
		Inadequate	2.50	0	0%	0
		Can't Judge	3.16	0	0%	0
	2. Speed of presentation	Just Right	4.75	45	91.84%	213.75
		Too Fast	1.34	4	8.16%	5.36
		Can't Judge	1.40	0	0%	0
	3. Does the teacher encourage questioning	Yes	6.88	43	87.76%	295.84
		Some Times	3.89	6	12.24%	23.34
		No	0.74	0	0%	0
		Can't Judge	1.78	0	0%	0
	4. Behavior of the teacher	Pleasant	6.75	47	95.92%	317.25
		Indifferent	2.78	2	4.08%	5.56
		Unpleasant	1.28	0	0%	0
		Can't Judge	1.94	0	0%	0
	5. Sincerity of the teacher	Sincere	11.50	46	93.88%	529
		Not Sincere	1.33	3	6.12%	3.99
		Unable to Judge	5.06	0	0%	0
		Blank	4.03	0	0%	0
	6. Overall Teaching effectiveness	Excellent	11.25	43	87.76%	483.75
		Good	9.03	6	12.24%	54.18
		Fair	6.46	0	0%	0
		Poor	1.56	0	0%	0
		Can't Judge	2.03	0	0%	0

Strength and Weakness

No remarks found.

Special Remarks

No special remarks found.

Head of The Department



PRINCIPAL
Sree Chitra Thirunal
College of Engineering
Trivandrum - 1



Staff : KAVITHA.S

Subject : EST120 - BASICS OF CIVIL & MECHANICAL ENGINEERING

Session Name: Faculty feed back S2

Batch : BTECH KTU ME 2K20 A

Session Id : TE-SN764-Sep-2021

Survey Id : TE26-Jan-2020

Users Completed : 48

Overall Score : 94.91

Section	Question	Option	Mark	Users Opted	Opted %	Total Mark
1	1. Subject Knowledge	Excellent	17.75	42	87.5%	745.5
		Good	14.13	4	8.33%	56.52
		Fair	10.28	1	2.08%	10.28
		Poor	3.53	0	0%	0
		Can't Judge	8.00	1	2.08%	8
	2. Clarity and Understanding of teachers Explanations	Excellent	14.50	39	81.25%	565.5
		Good	11.81	8	16.67%	94.48
		Fair	8.11	0	0%	0
		Poor	2.01	0	0%	0
		Can't Judge	4.09	1	2.08%	4.09
	3. Teachers Willingness to Help	Excellent	7.50	39	81.25%	292.5
		Good	5.71	8	16.67%	45.68
		Fair	4.04	0	0%	0
		Poor	1.13	0	0%	0
		Can't Judge	2.21	1	2.08%	2.21
	4. Approximate % of classes NOT engaged by the teachers	Less than 10	5.85	38	79.17%	222.3
		10 to 25	3.66	3	6.25%	10.98
		More than 25	1.91	1	2.08%	1.91
		Can't Judge	1.64	6	12.5%	9.84
	5. Whether the teachers dictates notes only	No	4.00	41	85.42%	164
Yes		0.67	5	10.42%	3.35	
Can't Judge		1.65	2	4.17%	3.3	
2	1. Teachers ability to organize lecture	Excellent	9.25	40	83.33%	370
		Satisfactory	6.34	7	14.58%	44.38
		Inadequate	2.50	0	0%	0
		Can't Judge	3.16	1	2.08%	3.16
	2. Speed of presentation	Just Right	4.75	44	91.67%	209
		Too Fast	1.34	3	6.25%	4.02
		Can't Judge	1.40	1	2.08%	1.4
	3. Does the teacher encourage questioning	Yes	6.88	44	91.67%	302.72
		Some Times	3.89	3	6.25%	11.67
		No	0.74	0	0%	0
		Can't Judge	1.78	1	2.08%	1.78
	4. Behavior of the teacher	Pleasant	6.75	46	95.83%	310.5
		Indifferent	2.78	1	2.08%	2.78
		Unpleasant	1.28	0	0%	0
		Can't Judge	1.94	1	2.08%	1.94
	5. Sincerity of the teacher	Sincere	11.50	46	95.83%	529
		Not Sincere	1.33	1	2.08%	1.33
		Unable to Judge	5.06	0	0%	0
		Blank	4.03	1	2.08%	4.03
	6. Overall Teaching effectiveness	Excellent	11.25	41	85.42%	461.25
		Good	9.03	6	12.5%	54.18
		Fair	6.46	0	0%	0
		Poor	1.56	0	0%	0
		Can't Judge	2.03	1	2.08%	2.03

Strength and Weakness

No remarks found.

Special Remarks

No special remarks found.

Head of The Department



PRINCIPAL
Sree Chitra Thirunal
College of Engineering
Trivandrum - 18



Staff : DR.SOUMYA RANI.D

Subject : CYT100 - ENGINEERING CHEMISTRY

Session Name: Faculty feed back S2

Session Id : TE-SN764-Sep-2021

Users Completed : 50

Batch : BTech KTU ME 2K20 A

Survey Id : TE26-Jan-2020

Overall Score : 91.3

Section	Question	Option	Mark	Users Opted	Opted %	Total Mark
1	1. Subject Knowledge	Excellent	17.75	37	74%	656.75
		Good	14.13	8	16%	113.04
		Fair	10.28	2	4%	20.56
		Poor	3.53	2	4%	7.06
		Can't Judge	8.00	1	2%	8
	2. Clarity and Understanding of teachers Explanations	Excellent	14.50	32	64%	464
		Good	11.81	14	28%	165.34
		Fair	8.11	1	2%	8.11
		Poor	2.01	2	4%	4.02
		Can't Judge	4.09	1	2%	4.09
	3. Teachers Willingness to Help	Excellent	7.50	37	74%	277.5
		Good	5.71	9	18%	51.39
		Fair	4.04	2	4%	8.08
		Poor	1.13	1	2%	1.13
		Can't Judge	2.21	1	2%	2.21
	4. Approximate % of classes NOT engaged by the teachers	Less than 10	5.85	38	76%	222.3
		10 to 25	3.66	6	12%	21.96
		More than 25	1.91	0	0%	0
		Can't Judge	1.64	6	12%	9.84
	5. Whether the teachers dictates notes only	No	4.00	41	82%	164
Yes		0.67	7	14%	4.69	
Can't Judge		1.65	2	4%	3.3	
2	1. Teachers ability to organize lecture	Excellent	9.25	37	74%	342.25
		Satisfactory	6.34	11	22%	69.74
		Inadequate	2.50	1	2%	2.5
		Can't Judge	3.16	1	2%	3.16
	2. Speed of presentation	Just Right	4.75	45	90%	213.75
		Too Fast	1.34	4	8%	5.36
		Can't Judge	1.40	1	2%	1.4
	3. Does the teacher encourage questioning	Yes	6.88	43	86%	295.84
		Some Times	3.89	6	12%	23.34
		No	0.74	0	0%	0
		Can't Judge	1.78	1	2%	1.78
	4. Behavior of the teacher	Pleasant	6.75	47	94%	317.25
		Indifferent	2.78	1	2%	2.78
		Unpleasant	1.28	1	2%	1.28
		Can't Judge	1.94	1	2%	1.94
	5. Sincerity of the teacher	Sincere	11.50	47	94%	540.5
		Not Sincere	1.33	1	2%	1.33
		Unable to Judge	5.06	1	2%	5.06
		Blank	4.03	1	2%	4.03
	6. Overall Teaching effectiveness	Excellent	11.25	36	72%	405
		Good	9.03	11	22%	99.33
		Fair	6.46	1	2%	6.46
		Poor	1.56	1	2%	1.56
		Can't Judge	2.03	1	2%	2.03

Strength and Weakness


No remarks found.

Special Remarks

No special remarks found.

Head of The Department




PRINCIPAL
Sree Chitra Thirunal
College of Engineering
Trivandrum - 18



Staff : DR.SOUMYA RANID

Subject : CYL120 - ENGINEERING CHEMISTRY LAB

Session Name: Faculty feed back S2

Session Id : TE-SN764-Sep-2021

Users Completed : 49

Batch : BTech KTU ME 2K20 A

Survey Id : TE26-Jan-2020

Overall Score : 90.97

Section	Question	Option	Mark	Users Opted	Opted %	Total Mark
1	1. Subject Knowledge	Excellent	17.75	36	73.47%	639
		Good	14.13	9	18.37%	127.17
		Fair	10.28	2	4.08%	20.56
		Poor	3.53	1	2.04%	3.53
		Can't Judge	8.00	1	2.04%	8
	2. Clarity and Understanding of teachers Explanations	Excellent	14.50	32	65.31%	464
		Good	11.81	13	26.53%	153.53
		Fair	8.11	2	4.08%	16.22
		Poor	2.01	1	2.04%	2.01
		Can't Judge	4.09	1	2.04%	4.09
	3. Teachers Willingness to Help	Excellent	7.50	35	71.43%	262.5
		Good	5.71	10	20.41%	57.1
		Fair	4.04	2	4.08%	8.08
		Poor	1.13	1	2.04%	1.13
		Can't Judge	2.21	1	2.04%	2.21
	4. Approximate % of classes NOT engaged by the teachers	Less than 10	5.85	36	73.47%	210.6
		10 to 25	3.66	5	10.2%	18.3
		More than 25	1.91	3	6.12%	5.73
		Can't Judge	1.64	5	10.2%	8.2
	5. Whether the teachers dictates notes only	No	4.00	40	81.63%	160
Yes		0.67	7	14.29%	4.69	
Can't Judge		1.65	2	4.08%	3.3	
2	1. Teachers ability to organize lecture	Excellent	9.25	35	71.43%	323.75
		Satisfactory	6.34	12	24.49%	76.08
		Inadequate	2.50	1	2.04%	2.5
		Can't Judge	3.16	1	2.04%	3.16
	2. Speed of presentation	Just Right	4.75	42	85.71%	199.5
		Too Fast	1.34	6	12.24%	8.04
		Can't Judge	1.40	1	2.04%	1.4
	3. Does the teacher encourage questioning	Yes	6.88	43	87.76%	295.84
		Some Times	3.89	4	8.16%	15.56
		No	0.74	1	2.04%	0.74
		Can't Judge	1.78	1	2.04%	1.78
	4. Behavior of the teacher	Pleasant	6.75	45	91.84%	303.75
		Indifferent	2.78	2	4.08%	5.56
		Unpleasant	1.28	1	2.04%	1.28
		Can't Judge	1.94	1	2.04%	1.94
	5. Sincerity of the teacher	Sincere	11.50	45	91.84%	517.5
		Not Sincere	1.33	2	4.08%	2.66
		Unable to Judge	5.06	1	2.04%	5.06
		Blank	4.03	1	2.04%	4.03
	6. Overall Teaching effectiveness	Excellent	11.25	37	75.51%	416.25
		Good	9.03	9	18.37%	81.27
		Fair	6.46	1	2.04%	6.46
		Poor	1.56	1	2.04%	1.56
		Can't Judge	2.03	1	2.04%	2.03

Strength and Weakness

No remarks found.

Special Remarks

No special remarks found.

Head of The Department



PRINCIPAL
Sree Chitra Thirunal
College of Engineering
Trivandrum - 18



Staff : ANITHA C S

Subject : MAT102 - VECTOR CALCULUS, DIFFERENTIAL EQUATIONS AND TRANSFORMS

Session Name: Faculty feed back S2

Batch : BTech KTU ME 2K20 A

Session Id : TE-SN764-Sep-2021

Survey Id : TE26-Jan-2020

Users Completed : 52

Overall Score : 96.02

Section	Question	Option	Mark	Users Opted	Opted %	Total Mark
1	1. Subject Knowledge	Excellent	17.75	44	84.62%	781
		Good	14.13	7	13.46%	98.91
		Fair	10.28	1	1.92%	10.28
		Poor	3.53	0	0%	0
		Can't Judge	8.00	0	0%	0
	2. Clarity and Understanding of teachers Explanations	Excellent	14.50	42	80.77%	609
		Good	11.81	9	17.31%	106.29
		Fair	8.11	1	1.92%	8.11
		Poor	2.01	0	0%	0
		Can't Judge	4.09	0	0%	0
	3. Teachers Willingness to Help	Excellent	7.50	43	82.69%	322.5
		Good	5.71	9	17.31%	51.39
		Fair	4.04	0	0%	0
		Poor	1.13	0	0%	0
		Can't Judge	2.21	0	0%	0
	4. Approximate % of classes NOT engaged by the teachers	Less than 10	5.85	41	78.85%	239.85
		10 to 25	3.66	2	3.85%	7.32
		More than 25	1.91	1	1.92%	1.91
		Can't Judge	1.64	8	15.38%	13.12
	5. Whether the teachers dictates notes only	No	4.00	47	90.38%	188
Yes		0.67	4	7.69%	2.68	
Can't Judge		1.65	1	1.92%	1.65	
2	1. Teachers ability to organize lecture	Excellent	9.25	45	86.54%	416.25
		Satisfactory	6.34	7	13.46%	44.38
		Inadequate	2.50	0	0%	0
		Can't Judge	3.16	0	0%	0
	2. Speed of presentation	Just Right	4.75	50	96.15%	237.5
		Too Fast	1.34	2	3.85%	2.68
		Can't Judge	1.40	0	0%	0
	3. Does the teacher encourage questioning	Yes	6.88	48	92.31%	330.24
		Some Times	3.89	4	7.69%	15.56
		No	0.74	0	0%	0
		Can't Judge	1.78	0	0%	0
	4. Behavior of the teacher	Pleasant	6.75	51	98.08%	344.25
		Indifferent	2.78	1	1.92%	2.78
		Unpleasant	1.28	0	0%	0
		Can't Judge	1.94	0	0%	0
	5. Sincerity of the teacher	Sincere	11.50	51	98.08%	586.5
		Not Sincere	1.33	1	1.92%	1.33
		Unable to Judge	5.06	0	0%	0
		Blank	4.03	0	0%	0
	6. Overall Teaching effectiveness	Excellent	11.25	45	86.54%	506.25
		Good	9.03	7	13.46%	63.21
		Fair	6.46	0	0%	0
		Poor	1.56	0	0%	0
		Can't Judge	2.03	0	0%	0

Strength and Weakness

No remarks found.

Special Remarks

No special remarks found.

Head of The Department



PRINCIPAL
Sree Chitra Thirunal
College of Engineering
Trivandrum - 18



Staff : SIGIKUMAR T.S.

Subject : EST102 - PROGRAMMING IN C

Session Name: Faculty feed back S2

Session Id : TE-SN764-Sep-2021

Users Completed : 51

Batch : BTech KTU ME 2K20 A

Survey Id : TE26-Jan-2020

Overall Score : 93.57

Section	Question	Option	Mark	Users Opted	Opted %	Total Mark
1	1. Subject Knowledge	Excellent	17.75	35	68.63%	621.25
		Good	14.13	14	27.45%	197.82
		Fair	10.28	2	3.92%	20.56
		Poor	3.53	0	0%	0
		Can't Judge	8.00	0	0%	0
	2. Clarity and Understanding of teachers Explanations	Excellent	14.50	31	60.78%	449.5
		Good	11.81	19	37.25%	224.39
		Fair	8.11	1	1.96%	8.11
		Poor	2.01	0	0%	0
		Can't Judge	4.09	0	0%	0
	3. Teachers Willingness to Help	Excellent	7.50	34	66.67%	255
		Good	5.71	17	33.33%	97.07
		Fair	4.04	0	0%	0
		Poor	1.13	0	0%	0
		Can't Judge	2.21	0	0%	0
	4. Approximate % of classes NOT engaged by the teachers	Less than 10	5.85	40	78.43%	234
		10 to 25	3.66	2	3.92%	7.32
		More than 25	1.91	1	1.96%	1.91
		Can't Judge	1.64	8	15.69%	13.12
		5. Whether the teachers dictates notes only	No	4.00	46	90.2%
Yes	0.67		3	5.88%	2.01	
Can't Judge	1.65		2	3.92%	3.3	
2	1. Teachers ability to organize lecture	Excellent	9.25	39	76.47%	360.75
		Satisfactory	6.34	12	23.53%	76.08
		Inadequate	2.50	0	0%	0
		Can't Judge	3.16	0	0%	0
	2. Speed of presentation	Just Right	4.75	50	98.04%	237.5
		Too Fast	1.34	1	1.96%	1.34
		Can't Judge	1.40	0	0%	0
	3. Does the teacher encourage questioning	Yes	6.88	42	82.35%	288.96
		Some Times	3.89	9	17.65%	35.01
		No	0.74	0	0%	0
		Can't Judge	1.78	0	0%	0
	4. Behavior of the teacher	Pleasant	6.75	49	96.08%	330.75
		Indifferent	2.78	2	3.92%	5.56
		Unpleasant	1.28	0	0%	0
		Can't Judge	1.94	0	0%	0
	5. Sincerity of the teacher	Sincere	11.50	50	98.04%	575
		Not Sincere	1.33	1	1.96%	1.33
		Unable to Judge	5.06	0	0%	0
		Blank	4.03	0	0%	0
	6. Overall Teaching effectiveness	Excellent	11.25	36	70.59%	405
		Good	9.03	15	29.41%	135.45
		Fair	6.46	0	0%	0
		Poor	1.56	0	0%	0
		Can't Judge	2.03	0	0%	0

Strength and Weakness
No remarks found.

Special Remarks
No special remarks found.

Head of The Department





Staff : DR.RAJESH S.P.

Subject : MUL204 - VEHICLE SYSTEMS LAB

Session Name: Faculty Evaluation Sept 2021

Session Id : TE-SN747-Sep-2021

Users Completed : 12

Batch : BTech KTU MA 2K19

Survey Id : TE26-Jan-2020

Overall Score : 80.76

Section	Question	Option	Mark	Users Opted	Opted %	Total Mark
1	1. Subject Knowledge	Excellent	17.75	6	50%	106.5
		Good	14.13	4	33.33%	56.52
		Fair	10.28	0	0%	0
		Poor	3.53	1	8.33%	3.53
		Can't Judge	8.00	1	8.33%	8
	2. Clarity and Understanding of teachers Explanations	Excellent	14.50	6	50%	87
		Good	11.81	5	41.67%	59.05
		Fair	8.11	0	0%	0
		Poor	2.01	0	0%	0
		Can't Judge	4.09	1	8.33%	4.09
	3. Teachers Willingness to Help	Excellent	7.50	6	50%	45
		Good	5.71	3	25%	17.13
		Fair	4.04	1	8.33%	4.04
		Poor	1.13	1	8.33%	1.13
		Can't Judge	2.21	1	8.33%	2.21
	4. Approximate % of classes NOT engaged by the teachers	Less than 10	5.85	8	66.67%	46.8
		10 to 25	3.66	1	8.33%	3.66
		More than 25	1.91	2	16.67%	3.82
		Can't Judge	1.64	1	8.33%	1.64
	5. Whether the teachers dictates notes only	No	4.00	9	75%	36
Yes		0.67	1	8.33%	0.67	
Can't Judge		1.65	2	16.67%	3.3	
2	1. Teachers ability to organize lecture	Excellent	9.25	6	50%	55.5
		Satisfactory	6.34	3	25%	19.02
		Inadequate	2.50	1	8.33%	2.5
		Can't Judge	3.16	2	16.67%	6.32
	2. Speed of presentation	Just Right	4.75	9	75%	42.75
		Too Fast	1.34	0	0%	0
		Can't Judge	1.40	3	25%	4.2
	3. Does the teacher encourage questioning	Yes	6.88	7	58.33%	48.16
		Some Times	3.89	2	16.67%	7.78
		No	0.74	2	16.67%	1.48
		Can't Judge	1.78	1	8.33%	1.78
	4. Behavior of the teacher	Pleasant	6.75	9	75%	60.75
		Indifferent	2.78	0	0%	0
		Unpleasant	1.28	1	8.33%	1.28
		Can't Judge	1.94	2	16.67%	3.88
	5. Sincerity of the teacher	Sincere	11.50	9	75%	103.5
		Not Sincere	1.33	0	0%	0
		Unable to Judge	5.06	1	8.33%	5.06
		Blank	4.03	2	16.67%	8.06
	6. Overall Teaching effectiveness	Excellent	11.25	6	50%	67.5
		Good	9.03	2	16.67%	18.06
		Fair	6.46	3	25%	19.38
		Poor	1.56	0	0%	0
		Can't Judge	2.03	1	8.33%	2.03

Strength and Weakness

- Good

Special Remarks

No special remarks found.

Head of The Department



PRINCIPAL
Sree Chitra Thirunai
College of Engineering
Trivandrum - 18



Staff : GEETHA KUMARI B.

Subject : MUL202 - MATERIALS TESTING LAB

Session Name: Faculty Evaluation Sept 2021

Session Id : TE-SN747-Sep-2021

Users Completed : 13

Batch : BTech KTU MA 2K19

Survey Id : TE26-Jan-2020

Overall Score : 91.88

Section	Question	Option	Mark	Users Opted	Opted %	Total Mark
1	1. Subject Knowledge	Excellent	17.75	10	76.92%	177.5
		Good	14.13	1	7.69%	14.13
		Fair	10.28	2	15.38%	20.56
		Poor	3.53	0	0%	0
		Can't Judge	8.00	0	0%	0
	2. Clarity and Understanding of teachers Explanations	Excellent	14.50	10	76.92%	145
		Good	11.81	2	15.38%	23.62
		Fair	8.11	1	7.69%	8.11
		Poor	2.01	0	0%	0
		Can't Judge	4.09	0	0%	0
	3. Teachers Willingness to Help	Excellent	7.50	10	76.92%	75
		Good	5.71	2	15.38%	11.42
		Fair	4.04	1	7.69%	4.04
		Poor	1.13	0	0%	0
		Can't Judge	2.21	0	0%	0
	4. Approximate % of classes NOT engaged by the teachers	Less than 10	5.85	12	92.31%	70.2
		10 to 25	3.66	0	0%	0
		More than 25	1.91	1	7.69%	1.91
		Can't Judge	1.64	0	0%	0
	5. Whether the teachers dictates notes only	No	4.00	11	84.62%	44
Yes		0.67	1	7.69%	0.67	
Can't Judge		1.65	1	7.69%	1.65	
2	1. Teachers ability to organize lecture	Excellent	9.25	9	69.23%	83.25
		Satisfactory	6.34	3	23.08%	19.02
		Inadequate	2.50	1	7.69%	2.5
		Can't Judge	3.16	0	0%	0
	2. Speed of presentation	Just Right	4.75	12	92.31%	57
		Too Fast	1.34	0	0%	0
		Can't Judge	1.40	1	7.69%	1.4
	3. Does the teacher encourage questioning	Yes	6.88	9	69.23%	61.92
		Some Times	3.89	3	23.08%	11.67
		No	0.74	1	7.69%	0.74
		Can't Judge	1.78	0	0%	0
	4. Behavior of the teacher	Pleasant	6.75	12	92.31%	81
		Indifferent	2.78	1	7.69%	2.78
		Unpleasant	1.28	0	0%	0
		Can't Judge	1.94	0	0%	0
	5. Sincerity of the teacher	Sincere	11.50	12	92.31%	138
		Not Sincere	1.33	0	0%	0
		Unable to Judge	5.06	1	7.69%	5.06
		Blank	4.03	0	0%	0
	6. Overall Teaching effectiveness	Excellent	11.25	9	69.23%	101.25
Good		9.03	2	15.38%	18.06	
Fair		6.46	2	15.38%	12.92	
Poor		1.56	0	0%	0	
Can't Judge		2.03	0	0%	0	

Strength and Weakness

- Good

Special Remarks

No special remarks found.

Head of The Department



Staff : GEETHA KUMARI B.

Subject : MUT206 - MECHANICS OF SOLIDS

Session Name: Faculty Evaluation Sept 2021

Session Id : TE-SN747-Sep-2021

Users Completed : 13

Batch : BTech KTU MA 2K19

Survey Id : TE26-Jan-2020

Overall Score : 89.83

Section	Question	Option	Mark	Users Opted	Opted %	Total Mark
1	1. Subject Knowledge	Excellent	17.75	8	61.54%	142
		Good	14.13	5	38.46%	70.65
		Fair	10.28	0	0%	0
		Poor	3.53	0	0%	0
		Can't Judge	8.00	0	0%	0
	2. Clarity and Understanding of teachers Explanations	Excellent	14.50	9	69.23%	130.5
		Good	11.81	4	30.77%	47.24
		Fair	8.11	0	0%	0
		Poor	2.01	0	0%	0
		Can't Judge	4.09	0	0%	0
	3. Teachers Willingness to Help	Excellent	7.50	8	61.54%	60
		Good	5.71	5	38.46%	28.55
		Fair	4.04	0	0%	0
		Poor	1.13	0	0%	0
		Can't Judge	2.21	0	0%	0
	4. Approximate % of classes NOT engaged by the teachers	Less than 10	5.85	11	84.62%	64.35
		10 to 25	3.66	2	15.38%	7.32
		More than 25	1.91	0	0%	0
		Can't Judge	1.64	0	0%	0
	5. Whether the teachers dictates notes only	No	4.00	11	84.62%	44
Yes		0.67	1	7.69%	0.67	
Can't Judge		1.65	1	7.69%	1.65	
2	1. Teachers ability to organize lecture	Excellent	9.25	8	61.54%	74
		Satisfactory	6.34	4	30.77%	25.36
		Inadequate	2.50	1	7.69%	2.5
		Can't Judge	3.16	0	0%	0
	2. Speed of presentation	Just Right	4.75	11	84.62%	52.25
		Too Fast	1.34	0	0%	0
		Can't Judge	1.40	2	15.38%	2.8
	3. Does the teacher encourage questioning	Yes	6.88	9	69.23%	61.92
		Some Times	3.89	4	30.77%	15.56
		No	0.74	0	0%	0
		Can't Judge	1.78	0	0%	0
	4. Behavior of the teacher	Pleasant	6.75	11	84.62%	74.25
		Indifferent	2.78	1	7.69%	2.78
		Unpleasant	1.28	0	0%	0
		Can't Judge	1.94	1	7.69%	1.94
	5. Sincerity of the teacher	Sincere	11.50	11	84.62%	126.5
		Not Sincere	1.33	1	7.69%	1.33
		Unable to Judge	5.06	0	0%	0
		Blank	4.03	1	7.69%	4.03
	6. Overall Teaching effectiveness	Excellent	11.25	8	61.54%	90
		Good	9.03	3	23.08%	27.09
		Fair	6.46	1	7.69%	6.46
		Poor	1.56	0	0%	0
		Can't Judge	2.03	1	7.69%	2.03

Strength and Weakness

- Good

Special Remarks

No special remarks found.

Head of The Department



(Handwritten Signature)

PRINCIPAL
Sree Chitra Thirunal
College of Engineering
Trivandrum - 1



Staff : DR.SABU V.R.

Subject : MUL204 - VEHICLE SYSTEMS LAB

Session Name: Faculty Evaluation Sept 2021

Session Id : TE-SN747-Sep-2021

Users Completed : 13

Batch : BTech KTU MA 2K19

Survey Id : TE26-Jan-2020

Overall Score : 82.7

Section	Question	Option	Mark	Users Opted	Opted %	Total Mark
1	1. Subject Knowledge	Excellent	17.75	8	61.54%	142
		Good	14.13	2	15.38%	28.26
		Fair	10.28	2	15.38%	20.56
		Poor	3.53	0	0%	0
		Can't Judge	8.00	1	7.69%	8
	2. Clarity and Understanding of teachers Explanations	Excellent	14.50	8	61.54%	116
		Good	11.81	2	15.38%	23.62
		Fair	8.11	1	7.69%	8.11
		Poor	2.01	1	7.69%	2.01
		Can't Judge	4.09	1	7.69%	4.09
	3. Teachers Willingness to Help	Excellent	7.50	8	61.54%	60
		Good	5.71	2	15.38%	11.42
		Fair	4.04	1	7.69%	4.04
		Poor	1.13	1	7.69%	1.13
		Can't Judge	2.21	1	7.69%	2.21
	4. Approximate % of classes NOT engaged by the teachers	Less than 10	5.85	9	69.23%	52.65
		10 to 25	3.66	2	15.38%	7.32
		More than 25	1.91	1	7.69%	1.91
		Can't Judge	1.64	1	7.69%	1.64
	5. Whether the teachers dictates notes only	No	4.00	10	76.92%	40
Yes		0.67	2	15.38%	1.34	
Can't Judge		1.65	1	7.69%	1.65	
2	1. Teachers ability to organize lecture	Excellent	9.25	8	61.54%	74
		Satisfactory	6.34	3	23.08%	19.02
		Inadequate	2.50	1	7.69%	2.5
		Can't Judge	3.16	1	7.69%	3.16
	2. Speed of presentation	Just Right	4.75	10	76.92%	47.5
		Too Fast	1.34	1	7.69%	1.34
		Can't Judge	1.40	2	15.38%	2.8
	3. Does the teacher encourage questioning	Yes	6.88	8	61.54%	55.04
		Some Times	3.89	3	23.08%	11.67
		No	0.74	1	7.69%	0.74
		Can't Judge	1.78	1	7.69%	1.78
	4. Behavior of the teacher	Pleasant	6.75	9	69.23%	60.75
		Indifferent	2.78	1	7.69%	2.78
		Unpleasant	1.28	2	15.38%	2.56
		Can't Judge	1.94	1	7.69%	1.94
	5. Sincerity of the teacher	Sincere	11.50	10	76.92%	115
		Not Sincere	1.33	0	0%	0
		Unable to Judge	5.06	2	15.38%	10.12
		Blank	4.03	1	7.69%	4.03
	6. Overall Teaching effectiveness	Excellent	11.25	8	61.54%	90
		Good	9.03	1	7.69%	9.03
		Fair	6.46	3	23.08%	19.38
		Poor	1.56	0	0%	0
		Can't Judge	2.03	1	7.69%	2.03

Strength and Weakness

- Good

Special Remarks

No special remarks found.

Head of The Department



PRINCIPAL
Sree Chitra Thirunal
College of Engineering
Trivandrum - 18



Staff : DR.SABU V.R.

Subject : MUT204 - AUTO POWERPLANT

Session Name: Faculty Evaluation Sept 2021

Session Id : TE-SN747-Sep-2021

Users Completed : 13

Batch : BTech KTU MA 2K19

Survey Id : TE26-Jan-2020

Overall Score : 85.16

Section	Question	Option	Mark	Users Opted	Opted %	Total Mark
1	1. Subject Knowledge	Excellent	17.75	8	61.54%	142
		Good	14.13	3	23.08%	42.39
		Fair	10.28	1	7.69%	10.28
		Poor	3.53	0	0%	0
		Can't Judge	8.00	1	7.69%	8
	2. Clarity and Understanding of teachers Explanations	Excellent	14.50	8	61.54%	116
		Good	11.81	2	15.38%	23.62
		Fair	8.11	2	15.38%	16.22
		Poor	2.01	0	0%	0
		Can't Judge	4.09	1	7.69%	4.09
	3. Teachers Willingness to Help	Excellent	7.50	9	69.23%	67.5
		Good	5.71	1	7.69%	5.71
		Fair	4.04	2	15.38%	8.08
		Poor	1.13	0	0%	0
		Can't Judge	2.21	1	7.69%	2.21
	4. Approximate % of classes NOT engaged by the teachers	Less than 10	5.85	10	76.92%	58.5
		10 to 25	3.66	1	7.69%	3.66
		More than 25	1.91	1	7.69%	1.91
		Can't Judge	1.64	1	7.69%	1.64
	5. Whether the teachers dictates notes only	No	4.00	11	84.62%	44
Yes		0.67	0	0%	0	
Can't Judge		1.65	2	15.38%	3.3	
2	1. Teachers ability to organize lecture	Excellent	9.25	8	61.54%	74
		Satisfactory	6.34	3	23.08%	19.02
		Inadequate	2.50	1	7.69%	2.5
		Can't Judge	3.16	1	7.69%	3.16
	2. Speed of presentation	Just Right	4.75	10	76.92%	47.5
		Too Fast	1.34	1	7.69%	1.34
		Can't Judge	1.40	2	15.38%	2.8
	3. Does the teacher encourage questioning	Yes	6.88	9	69.23%	61.92
		Some Times	3.89	2	15.38%	7.78
		No	0.74	0	0%	0
		Can't Judge	1.78	2	15.38%	3.56
	4. Behavior of the teacher	Pleasant	6.75	9	69.23%	60.75
		Indifferent	2.78	2	15.38%	5.56
		Unpleasant	1.28	1	7.69%	1.28
		Can't Judge	1.94	1	7.69%	1.94
	5. Sincerity of the teacher	Sincere	11.50	11	84.62%	126.5
		Not Sincere	1.33	1	7.69%	1.33
		Unable to Judge	5.06	0	0%	0
		Blank	4.03	1	7.69%	4.03
	6. Overall Teaching effectiveness	Excellent	11.25	8	61.54%	90
		Good	9.03	2	15.38%	18.06
		Fair	6.46	2	15.38%	12.92
		Poor	1.56	0	0%	0
		Can't Judge	2.03	1	7.69%	2.03

Strength and Weakness

- Good

Special Remarks

No special remarks found.

Head of The Department



PRINCIPAL
Sree Chitra Thirunal
College of Engineering
Trivandrum - 18



Staff : DR.MOHAN G

Subject : MET202 - ENGINEERING THERMODYNAMICS

Session Name: Faculty Evaluation Sept 2021

Session Id : TE-SN747-Sep-2021

Users Completed : 13

Batch : BTech KTU MA 2K19

Survey Id : TE26-Jan-2020

Overall Score : 80.16

Section	Question	Option	Mark	Users Opted	Opted %	Total Mark
1	1. Subject Knowledge	Excellent	17.75	6	46.15%	106.5
		Good	14.13	3	23.08%	42.39
		Fair	10.28	4	30.77%	41.12
		Poor	3.53	0	0%	0
		Can't Judge	8.00	0	0%	0
	2. Clarity and Understanding of teachers Explanations	Excellent	14.50	6	46.15%	87
		Good	11.81	2	15.38%	23.62
		Fair	8.11	3	23.08%	24.33
		Poor	2.01	2	15.38%	4.02
		Can't Judge	4.09	0	0%	0
	3. Teachers Willingness to Help	Excellent	7.50	6	46.15%	45
		Good	5.71	5	38.46%	28.55
		Fair	4.04	1	7.69%	4.04
		Poor	1.13	0	0%	0
		Can't Judge	2.21	1	7.69%	2.21
	4. Approximate % of classes NOT engaged by the teachers	Less than 10	5.85	11	84.62%	64.35
		10 to 25	3.66	1	7.69%	3.66
		More than 25	1.91	1	7.69%	1.91
		Can't Judge	1.64	0	0%	0
	5. Whether the teachers dictates notes only	No	4.00	11	84.62%	44
Yes		0.67	1	7.69%	0.67	
Can't Judge		1.65	1	7.69%	1.65	
2	1. Teachers ability to organize lecture	Excellent	9.25	5	38.46%	46.25
		Satisfactory	6.34	5	38.46%	31.7
		Inadequate	2.50	2	15.38%	5
		Can't Judge	3.16	1	7.69%	3.16
	2. Speed of presentation	Just Right	4.75	10	76.92%	47.5
		Too Fast	1.34	1	7.69%	1.34
		Can't Judge	1.40	2	15.38%	2.8
	3. Does the teacher encourage questioning	Yes	6.88	10	76.92%	68.8
		Some Times	3.89	2	15.38%	7.78
		No	0.74	0	0%	0
		Can't Judge	1.78	1	7.69%	1.78
	4. Behavior of the teacher	Pleasant	6.75	9	69.23%	60.75
		Indifferent	2.78	2	15.38%	5.56
		Unpleasant	1.28	1	7.69%	1.28
		Can't Judge	1.94	1	7.69%	1.94
	5. Sincerity of the teacher	Sincere	11.50	10	76.92%	115
		Not Sincere	1.33	1	7.69%	1.33
		Unable to Judge	5.06	1	7.69%	5.06
		Blank	4.03	1	7.69%	4.03
	6. Overall Teaching effectiveness	Excellent	11.25	6	46.15%	67.5
		Good	9.03	1	7.69%	9.03
		Fair	6.46	4	30.77%	25.84
		Poor	1.56	1	7.69%	1.56
		Can't Judge	2.03	1	7.69%	2.03

Strength and Weakness

- Good

Special Remarks

No special remarks found.

Head of The Department



PRINCIPAL
Sree Chitra Thirunal
College of Engineering
Trivandrum - 12



Staff : DR.SHIMI LAWRENCE

Subject : MUL202 - MATERIALS TESTING LAB

Session Name: Faculty Evaluation Sept 2021

Session Id : TE-SN747-Sep-2021

Users Completed : 13

Batch : BTech KTU MA 2K19

Survey Id : TE26-Jan-2020

Overall Score : 92

Section	Question	Option	Mark	Users Opted	Opted %	Total Mark
1	1. Subject Knowledge	Excellent	17.75	10	76.92%	177.5
		Good	14.13	2	15.38%	28.26
		Fair	10.28	0	0%	0
		Poor	3.53	1	7.69%	3.53
		Can't Judge	8.00	0	0%	0
	2. Clarity and Understanding of teachers Explanations	Excellent	14.50	9	69.23%	130.5
		Good	11.81	3	23.08%	35.43
		Fair	8.11	0	0%	0
		Poor	2.01	1	7.69%	2.01
		Can't Judge	4.09	0	0%	0
	3. Teachers Willingness to Help	Excellent	7.50	9	69.23%	67.5
		Good	5.71	3	23.08%	17.13
		Fair	4.04	0	0%	0
		Poor	1.13	1	7.69%	1.13
		Can't Judge	2.21	0	0%	0
	4. Approximate % of classes NOT engaged by the teachers	Less than 10	5.85	12	92.31%	70.2
		10 to 25	3.66	0	0%	0
		More than 25	1.91	1	7.69%	1.91
		Can't Judge	1.64	0	0%	0
	5. Whether the teachers dictates notes only	No	4.00	11	84.62%	44
Yes		0.67	1	7.69%	0.67	
Can't Judge		1.65	1	7.69%	1.65	
2	1. Teachers ability to organize lecture	Excellent	9.25	10	76.92%	92.5
		Satisfactory	6.34	2	15.38%	12.68
		Inadequate	2.50	0	0%	0
		Can't Judge	3.16	1	7.69%	3.16
	2. Speed of presentation	Just Right	4.75	12	92.31%	57
		Too Fast	1.34	0	0%	0
		Can't Judge	1.40	1	7.69%	1.4
	3. Does the teacher encourage questioning	Yes	6.88	12	92.31%	82.56
		Some Times	3.89	0	0%	0
		No	0.74	1	7.69%	0.74
		Can't Judge	1.78	0	0%	0
	4. Behavior of the teacher	Pleasant	6.75	12	92.31%	81
		Indifferent	2.78	0	0%	0
		Unpleasant	1.28	1	7.69%	1.28
		Can't Judge	1.94	0	0%	0
	5. Sincerity of the teacher	Sincere	11.50	12	92.31%	138
		Not Sincere	1.33	0	0%	0
		Unable to Judge	5.06	1	7.69%	5.06
		Blank	4.03	0	0%	0
	6. Overall Teaching effectiveness	Excellent	11.25	11	84.62%	123.75
		Good	9.03	1	7.69%	9.03
		Fair	6.46	1	7.69%	6.46
		Poor	1.56	0	0%	0
		Can't Judge	2.03	0	0%	0

Strength and Weakness
No remarks found.

Special Remarks
• Good

Head of The Department



PRINCIPAL
Sree Chitra Thirunal
College of Engineering
Trivandrum - 18



Staff : GEETHA KUMARI B.

Subject : MUL202 - MATERIALS TESTING LAB

Session Name: Faculty Evaluation Sept 2021

Session Id : TE-SN747-Sep-2021

Users Completed : 13

Batch : BTech KTU MA 2K19

Survey Id : TE26-Jan-2020

Overall Score : 91.88

Section	Question	Option	Mark	Users Opted	Opted %	Total Mark
1	1. Subject Knowledge	Excellent	17.75	10	76.92%	177.5
		Good	14.13	1	7.69%	14.13
		Fair	10.28	2	15.38%	20.56
		Poor	3.53	0	0%	0
		Can't Judge	8.00	0	0%	0
	2. Clarity and Understanding of teachers Explanations	Excellent	14.50	10	76.92%	145
		Good	11.81	2	15.38%	23.62
		Fair	8.11	1	7.69%	8.11
		Poor	2.01	0	0%	0
		Can't Judge	4.09	0	0%	0
	3. Teachers Willingness to Help	Excellent	7.50	10	76.92%	75
		Good	5.71	2	15.38%	11.42
		Fair	4.04	1	7.69%	4.04
		Poor	1.13	0	0%	0
		Can't Judge	2.21	0	0%	0
	4. Approximate % of classes NOT engaged by the teachers	Less than 10	5.85	12	92.31%	70.2
		10 to 25	3.66	0	0%	0
		More than 25	1.91	1	7.69%	1.91
		Can't Judge	1.64	0	0%	0
	5. Whether the teachers dictates notes only	No	4.00	11	84.62%	44
Yes		0.67	1	7.69%	0.67	
Can't Judge		1.65	1	7.69%	1.65	
2	1. Teachers ability to organize lecture	Excellent	9.25	9	69.23%	83.25
		Satisfactory	6.34	3	23.08%	19.02
		Inadequate	2.50	1	7.69%	2.5
		Can't Judge	3.16	0	0%	0
	2. Speed of presentation	Just Right	4.75	12	92.31%	57
		Too Fast	1.34	0	0%	0
		Can't Judge	1.40	1	7.69%	1.4
	3. Does the teacher encourage questioning	Yes	6.88	9	69.23%	61.92
		Some Times	3.89	3	23.08%	11.67
		No	0.74	1	7.69%	0.74
		Can't Judge	1.78	0	0%	0
	4. Behavior of the teacher	Pleasant	6.75	12	92.31%	81
		Indifferent	2.78	1	7.69%	2.78
		Unpleasant	1.28	0	0%	0
		Can't Judge	1.94	0	0%	0
	5. Sincerity of the teacher	Sincere	11.50	12	92.31%	138
		Not Sincere	1.33	0	0%	0
		Unable to Judge	5.06	1	7.69%	5.06
		Blank	4.03	0	0%	0
	6. Overall Teaching effectiveness	Excellent	11.25	9	69.23%	101.25
		Good	9.03	2	15.38%	18.06
		Fair	6.46	2	15.38%	12.92
		Poor	1.56	0	0%	0
		Can't Judge	2.03	0	0%	0

Strength and Weakness

- Good

Special Remarks

No special remarks found.

Head of The Department



(Handwritten Signature)

PRINCIPAL
Sree Chitra Thirunal
College of Engineering
Trivandrum - 18



Staff : DR.RAJESH S.P.

Subject : MUL204 - VEHICLE SYSTEMS LAB

Session Name: Faculty Evaluation Sept 2021

Session Id : TE-SN747-Sep-2021

Users Completed : 12

Batch : BTech KTU MA 2K19

Survey Id : TE26-Jan-2020

Overall Score : 80.76

Section	Question	Option	Mark	Users Opted	Opted %	Total Mark
1	1. Subject Knowledge	Excellent	17.75	6	50%	106.5
		Good	14.13	4	33.33%	56.52
		Fair	10.28	0	0%	0
		Poor	3.53	1	8.33%	3.53
		Can't Judge	8.00	1	8.33%	8
	2. Clarity and Understanding of teachers Explanations	Excellent	14.50	6	50%	87
		Good	11.81	5	41.67%	59.05
		Fair	8.11	0	0%	0
		Poor	2.01	0	0%	0
		Can't Judge	4.09	1	8.33%	4.09
	3. Teachers Willingness to Help	Excellent	7.50	6	50%	45
		Good	5.71	3	25%	17.13
		Fair	4.04	1	8.33%	4.04
		Poor	1.13	1	8.33%	1.13
		Can't Judge	2.21	1	8.33%	2.21
	4. Approximate % of classes NOT engaged by the teachers	Less than 10	5.85	8	66.67%	46.8
		10 to 25	3.66	1	8.33%	3.66
		More than 25	1.91	2	16.67%	3.82
		Can't Judge	1.64	1	8.33%	1.64
	5. Whether the teachers dictates notes only	No	4.00	9	75%	36
Yes		0.67	1	8.33%	0.67	
Can't Judge		1.65	2	16.67%	3.3	
2	1. Teachers ability to organize lecture	Excellent	9.25	6	50%	55.5
		Satisfactory	6.34	3	25%	19.02
		Inadequate	2.50	1	8.33%	2.5
		Can't Judge	3.16	2	16.67%	6.32
	2. Speed of presentation	Just Right	4.75	9	75%	42.75
		Too Fast	1.34	0	0%	0
		Can't Judge	1.40	3	25%	4.2
	3. Does the teacher encourage questioning	Yes	6.88	7	58.33%	48.16
		Some Times	3.89	2	16.67%	7.78
		No	0.74	2	16.67%	1.48
		Can't Judge	1.78	1	8.33%	1.78
	4. Behavior of the teacher	Pleasant	6.75	9	75%	60.75
		Indifferent	2.78	0	0%	0
		Unpleasant	1.28	1	8.33%	1.28
		Can't Judge	1.94	2	16.67%	3.88
	5. Sincerity of the teacher	Sincere	11.50	9	75%	103.5
		Not Sincere	1.33	0	0%	0
		Unable to Judge	5.06	1	8.33%	5.06
		Blank	4.03	2	16.67%	8.06
	6. Overall Teaching effectiveness	Excellent	11.25	6	50%	67.5
		Good	9.03	2	16.67%	18.06
		Fair	6.46	3	25%	19.38
		Poor	1.56	0	0%	0
		Can't Judge	2.03	1	8.33%	2.03

Strength and Weakness

- Good

Special Remarks

No special remarks found.

Head of The Department



PRINCIPAL
Sree Chitra Thirunai
College of Engineering
Thiruvananthapuram



Staff : DR.MISHA M S

Subject : MAT 202 - PROBABILITY,STATISTICS AND NUMERICAL METHODS

Session Name: Faculty Evaluation Sept 2021

Session Id : TE-SN747-Sep-2021

Users Completed : 15

Batch : BTech KTU MA 2K19

Survey Id : TE26-Jan-2020

Overall Score : 90.66

Section	Question	Option	Mark	Users Opted	Opted %	Total Mark
1	1. Subject Knowledge	Excellent	17.75	9	60%	159.75
		Good	14.13	4	26.67%	56.52
		Fair	10.28	2	13.33%	20.56
		Poor	3.53	0	0%	0
		Can't Judge	8.00	0	0%	0
	2. Clarity and Understanding of teachers Explanations	Excellent	14.50	10	66.67%	145
		Good	11.81	4	26.67%	47.24
		Fair	8.11	1	6.67%	8.11
		Poor	2.01	0	0%	0
		Can't Judge	4.09	0	0%	0
	3. Teachers Willingness to Help	Excellent	7.50	8	53.33%	60
		Good	5.71	6	40%	34.26
		Fair	4.04	1	6.67%	4.04
		Poor	1.13	0	0%	0
		Can't Judge	2.21	0	0%	0
	4. Approximate % of classes NOT engaged by the teachers	Less than 10	5.85	12	80%	70.2
		10 to 25	3.66	2	13.33%	7.32
		More than 25	1.91	1	6.67%	1.91
		Can't Judge	1.64	0	0%	0
	5. Whether the teachers dictates notes only	No	4.00	12	80%	48
Yes		0.67	2	13.33%	1.34	
Can't Judge		1.65	1	6.67%	1.65	
2	1. Teachers ability to organize lecture	Excellent	9.25	10	66.67%	92.5
		Satisfactory	6.34	5	33.33%	31.7
		Inadequate	2.50	0	0%	0
		Can't Judge	3.16	0	0%	0
	2. Speed of presentation	Just Right	4.75	13	86.67%	61.75
		Too Fast	1.34	0	0%	0
		Can't Judge	1.40	2	13.33%	2.8
	3. Does the teacher encourage questioning	Yes	6.88	11	73.33%	75.68
		Some Times	3.89	3	20%	11.67
		No	0.74	0	0%	0
		Can't Judge	1.78	1	6.67%	1.78
	4. Behavior of the teacher	Pleasant	6.75	13	86.67%	87.75
		Indifferent	2.78	1	6.67%	2.78
		Unpleasant	1.28	0	0%	0
		Can't Judge	1.94	1	6.67%	1.94
	5. Sincerity of the teacher	Sincere	11.50	14	93.33%	161
		Not Sincere	1.33	0	0%	0
		Unable to Judge	5.06	1	6.67%	5.06
		Blank	4.03	0	0%	0
	6. Overall Teaching effectiveness	Excellent	11.25	10	66.67%	112.5
		Good	9.03	5	33.33%	45.15
		Fair	6.46	0	0%	0
		Poor	1.56	0	0%	0
		Can't Judge	2.03	0	0%	0

Strength and Weakness

No remarks found.

Special Remarks

- good

Head of The Department



PRINCIPAL
Sree Chitra Thirunal
College of Engineering
Trivandrum - 11



Staff : AJJU R JUSTUS

Subject : HUT200 - PROFESSIONAL ETHICS

Session Name: Faculty Evaluation Sept 2021

Session Id : TE-SN747-Sep-2021

Users Completed : 13

Batch : BTech KTU MA 2K19

Survey Id : TE26-Jan-2020

Overall Score : 90.97

Section	Question	Option	Mark	Users Opted	Opted %	Total Mark
1	1. Subject Knowledge	Excellent	17.75	8	61.54%	142
		Good	14.13	4	30.77%	56.52
		Fair	10.28	1	7.69%	10.28
		Poor	3.53	0	0%	0
		Can't Judge	8.00	0	0%	0
	2. Clarity and Understanding of teachers Explanations	Excellent	14.50	9	69.23%	130.5
		Good	11.81	3	23.08%	35.43
		Fair	8.11	1	7.69%	8.11
		Poor	2.01	0	0%	0
		Can't Judge	4.09	0	0%	0
	3. Teachers Willingness to Help	Excellent	7.50	7	53.85%	52.5
		Good	5.71	5	38.46%	28.55
		Fair	4.04	1	7.69%	4.04
		Poor	1.13	0	0%	0
		Can't Judge	2.21	0	0%	0
	4. Approximate % of classes NOT engaged by the teachers	Less than 10	5.85	11	84.62%	64.35
		10 to 25	3.66	1	7.69%	3.66
		More than 25	1.91	1	7.69%	1.91
		Can't Judge	1.64	0	0%	0
	5. Whether the teachers dictates notes only	No	4.00	10	76.92%	40
Yes		0.67	3	23.08%	2.01	
Can't Judge		1.65	0	0%	0	
2	1. Teachers ability to organize lecture	Excellent	9.25	9	69.23%	83.25
		Satisfactory	6.34	3	23.08%	19.02
		Inadequate	2.50	1	7.69%	2.5
		Can't Judge	3.16	0	0%	0
	2. Speed of presentation	Just Right	4.75	12	92.31%	57
		Too Fast	1.34	1	7.69%	1.34
		Can't Judge	1.40	0	0%	0
	3. Does the teacher encourage questioning	Yes	6.88	11	84.62%	75.68
		Some Times	3.89	2	15.38%	7.78
		No	0.74	0	0%	0
		Can't Judge	1.78	0	0%	0
	4. Behavior of the teacher	Pleasant	6.75	11	84.62%	74.25
		Indifferent	2.78	1	7.69%	2.78
		Unpleasant	1.28	1	7.69%	1.28
		Can't Judge	1.94	0	0%	0
	5. Sincerity of the teacher	Sincere	11.50	12	92.31%	138
		Not Sincere	1.33	0	0%	0
		Unable to Judge	5.06	1	7.69%	5.06
		Blank	4.03	0	0%	0
	6. Overall Teaching effectiveness	Excellent	11.25	9	69.23%	101.25
		Good	9.03	3	23.08%	27.09
		Fair	6.46	1	7.69%	6.46
		Poor	1.56	0	0%	0
		Can't Judge	2.03	0	0%	0

Strength and Weakness

- good

Special Remarks

No special remarks found.

Head of The Department



PRINCIPAL
Sree Chitra Thirunal
College of Engineering
Trivandrum - 18



Staff : DR.SHIMI LAWRENCE

Subject : MCN202 - CONSTITUTION OF INDIA

Session Name: Faculty Evaluation Sept 2021

Session Id : TE-SN747-Sep-2021

Users Completed : 13

Batch : BTech KTU MA 2K19

Survey Id : TE26-Jan-2020

Overall Score : 93.81

Section	Question	Option	Mark	Users Opted	Opted %	Total Mark
1	1. Subject Knowledge	Excellent	17.75	10	76.92%	177.5
		Good	14.13	3	23.08%	42.39
		Fair	10.28	0	0%	0
		Poor	3.53	0	0%	0
		Can't Judge	8.00	0	0%	0
	2. Clarity and Understanding of teachers Explanations	Excellent	14.50	10	76.92%	145
		Good	11.81	2	15.38%	23.62
		Fair	8.11	1	7.69%	8.11
		Poor	2.01	0	0%	0
		Can't Judge	4.09	0	0%	0
	3. Teachers Willingness to Help	Excellent	7.50	10	76.92%	75
		Good	5.71	2	15.38%	11.42
		Fair	4.04	1	7.69%	4.04
		Poor	1.13	0	0%	0
		Can't Judge	2.21	0	0%	0
	4. Approximate % of classes NOT engaged by the teachers	Less than 10	5.85	12	92.31%	70.2
		10 to 25	3.66	0	0%	0
		More than 25	1.91	1	7.69%	1.91
		Can't Judge	1.64	0	0%	0
	5. Whether the teachers dictates notes only	No	4.00	11	84.62%	44
Yes		0.67	1	7.69%	0.67	
Can't Judge		1.65	1	7.69%	1.65	
2	1. Teachers ability to organize lecture	Excellent	9.25	11	84.62%	101.75
		Satisfactory	6.34	1	7.69%	6.34
		Inadequate	2.50	1	7.69%	2.5
		Can't Judge	3.16	0	0%	0
	2. Speed of presentation	Just Right	4.75	12	92.31%	57
		Too Fast	1.34	1	7.69%	1.34
		Can't Judge	1.40	0	0%	0
	3. Does the teacher encourage questioning	Yes	6.88	12	92.31%	82.56
		Some Times	3.89	1	7.69%	3.89
		No	0.74	0	0%	0
		Can't Judge	1.78	0	0%	0
	4. Behavior of the teacher	Pleasant	6.75	12	92.31%	81
		Indifferent	2.78	0	0%	0
		Unpleasant	1.28	1	7.69%	1.28
		Can't Judge	1.94	0	0%	0
	5. Sincerity of the teacher	Sincere	11.50	12	92.31%	138
		Not Sincere	1.33	1	7.69%	1.33
		Unable to Judge	5.06	0	0%	0
		Blank	4.03	0	0%	0
	6. Overall Teaching effectiveness	Excellent	11.25	10	76.92%	112.5
		Good	9.03	2	15.38%	18.06
		Fair	6.46	1	7.69%	6.46
		Poor	1.56	0	0%	0
		Can't Judge	2.03	0	0%	0

Strength and Weakness

No remarks found.

Special Remarks

- Good

Head of The Department



PRINCIPAL
Sree Chitra Thirunai
College of Engineering
Trivandrum - 18



Staff : DR.SHIMI LAWRENCE

Subject : MUL202 - MATERIALS TESTING LAB

Session Name: Faculty Evaluation Sept 2021

Session Id : TE-SN747-Sep-2021

Users Completed : 13

Batch : BTech KTU MA 2K19

Survey Id : TE26-Jan-2020

Overall Score : 92

Section	Question	Option	Mark	Users Opted	Opted %	Total Mark
1	1. Subject Knowledge	Excellent	17.75	10	76.92%	177.5
		Good	14.13	2	15.38%	28.26
		Fair	10.28	0	0%	0
		Poor	3.53	1	7.69%	3.53
		Can't Judge	8.00	0	0%	0
	2. Clarity and Understanding of teachers Explanations	Excellent	14.50	9	69.23%	130.5
		Good	11.81	3	23.08%	35.43
		Fair	8.11	0	0%	0
		Poor	2.01	1	7.69%	2.01
		Can't Judge	4.09	0	0%	0
	3. Teachers Willingness to Help	Excellent	7.50	9	69.23%	67.5
		Good	5.71	3	23.08%	17.13
		Fair	4.04	0	0%	0
		Poor	1.13	1	7.69%	1.13
		Can't Judge	2.21	0	0%	0
	4. Approximate % of classes NOT engaged by the teachers	Less than 10	5.85	12	92.31%	70.2
		10 to 25	3.66	0	0%	0
		More than 25	1.91	1	7.69%	1.91
		Can't Judge	1.64	0	0%	0
	5. Whether the teachers dictates notes only	No	4.00	11	84.62%	44
Yes		0.67	1	7.69%	0.67	
Can't Judge		1.65	1	7.69%	1.65	
2	1. Teachers ability to organize lecture	Excellent	9.25	10	76.92%	92.5
		Satisfactory	6.34	2	15.38%	12.68
		Inadequate	2.50	0	0%	0
		Can't Judge	3.16	1	7.69%	3.16
	2. Speed of presentation	Just Right	4.75	12	92.31%	57
		Too Fast	1.34	0	0%	0
		Can't Judge	1.40	1	7.69%	1.4
	3. Does the teacher encourage questioning	Yes	6.88	12	92.31%	82.56
		Some Times	3.89	0	0%	0
		No	0.74	1	7.69%	0.74
		Can't Judge	1.78	0	0%	0
	4. Behavior of the teacher	Pleasant	6.75	12	92.31%	81
		Indifferent	2.78	0	0%	0
		Unpleasant	1.28	1	7.69%	1.28
		Can't Judge	1.94	0	0%	0
	5. Sincerity of the teacher	Sincere	11.50	12	92.31%	138
		Not Sincere	1.33	0	0%	0
		Unable to Judge	5.06	1	7.69%	5.06
		Blank	4.03	0	0%	0
	6. Overall Teaching effectiveness	Excellent	11.25	11	84.62%	123.75
		Good	9.03	1	7.69%	9.03
		Fair	6.46	1	7.69%	6.46
		Poor	1.56	0	0%	0
		Can't Judge	2.03	0	0%	0

Strength and Weakness

No remarks found.


Special Remarks

- Good

Head of The Department



PRINCIPAL
Sree Chitra Thirunal
College of Engineering
Trivandrum - 18



Staff : DR.MOHAN G

Subject : MET202 - ENGINEERING THERMODYNAMICS

Session Name: Faculty Evaluation Sept 2021

Session Id : TE-SN747-Sep-2021

Users Completed : 13

Batch : BTech KTU MA 2K19

Survey Id : TE26-Jan-2020

Overall Score : 80.16

Section	Question	Option	Mark	Users Opted	Opted %	Total Mark
1	1. Subject Knowledge	Excellent	17.75	6	46.15%	106.5
		Good	14.13	3	23.08%	42.39
		Fair	10.28	4	30.77%	41.12
		Poor	3.53	0	0%	0
		Can't Judge	8.00	0	0%	0
	2. Clarity and Understanding of teachers Explanations	Excellent	14.50	6	46.15%	87
		Good	11.81	2	15.38%	23.62
		Fair	8.11	3	23.08%	24.33
		Poor	2.01	2	15.38%	4.02
		Can't Judge	4.09	0	0%	0
	3. Teachers Willingness to Help	Excellent	7.50	6	46.15%	45
		Good	5.71	5	38.46%	28.55
		Fair	4.04	1	7.69%	4.04
		Poor	1.13	0	0%	0
		Can't Judge	2.21	1	7.69%	2.21
	4. Approximate % of classes NOT engaged by the teachers	Less than 10	5.85	11	84.62%	64.35
		10 to 25	3.66	1	7.69%	3.66
		More than 25	1.91	1	7.69%	1.91
		Can't Judge	1.64	0	0%	0
	5. Whether the teachers dictates notes only	No	4.00	11	84.62%	44
Yes		0.67	1	7.69%	0.67	
Can't Judge		1.65	1	7.69%	1.65	
2	1. Teachers ability to organize lecture	Excellent	9.25	5	38.46%	46.25
		Satisfactory	6.34	5	38.46%	31.7
		Inadequate	2.50	2	15.38%	5
		Can't Judge	3.16	1	7.69%	3.16
	2. Speed of presentation	Just Right	4.75	10	76.92%	47.5
		Too Fast	1.34	1	7.69%	1.34
		Can't Judge	1.40	2	15.38%	2.8
	3. Does the teacher encourage questioning	Yes	6.88	10	76.92%	68.8
		Some Times	3.89	2	15.38%	7.78
		No	0.74	0	0%	0
		Can't Judge	1.78	1	7.69%	1.78
	4. Behavior of the teacher	Pleasant	6.75	9	69.23%	60.75
		Indifferent	2.78	2	15.38%	5.56
		Unpleasant	1.28	1	7.69%	1.28
		Can't Judge	1.94	1	7.69%	1.94
	5. Sincerity of the teacher	Sincere	11.50	10	76.92%	115
		Not Sincere	1.33	1	7.69%	1.33
		Unable to Judge	5.06	1	7.69%	5.06
		Blank	4.03	1	7.69%	4.03
	6. Overall Teaching effectiveness	Excellent	11.25	6	46.15%	67.5
		Good	9.03	1	7.69%	9.03
		Fair	6.46	4	30.77%	25.84
		Poor	1.56	1	7.69%	1.56
		Can't Judge	2.03	1	7.69%	2.03

Strength and Weakness

- Good

Special Remarks

No special remarks found.

Head of The Department



PRINCIPAL
Sree Chitra Thirunal
College of Engineering
Trivandrum



Staff : DR.SABU V.R.

Subject : MUT204 - AUTO POWERPLANT

Session Name: Faculty Evaluation Sept 2021

Session Id : TE-SN747-Sep-2021

Users Completed : 13

Batch : BTech KTU MA 2K19

Survey Id : TE26-Jan-2020

Overall Score : 85.16

Section	Question	Option	Mark	Users Opted	Opted %	Total Mark
1	1. Subject Knowledge	Excellent	17.75	8	61.54%	142
		Good	14.13	3	23.08%	42.39
		Fair	10.28	1	7.69%	10.28
		Poor	3.53	0	0%	0
		Can't Judge	8.00	1	7.69%	8
	2. Clarity and Understanding of teachers Explanations	Excellent	14.50	8	61.54%	116
		Good	11.81	2	15.38%	23.62
		Fair	8.11	2	15.38%	16.22
		Poor	2.01	0	0%	0
		Can't Judge	4.09	1	7.69%	4.09
	3. Teachers Willingness to Help	Excellent	7.50	9	69.23%	67.5
		Good	5.71	1	7.69%	5.71
		Fair	4.04	2	15.38%	8.08
		Poor	1.13	0	0%	0
		Can't Judge	2.21	1	7.69%	2.21
	4. Approximate % of classes NOT engaged by the teachers	Less than 10	5.85	10	76.92%	58.5
		10 to 25	3.66	1	7.69%	3.66
		More than 25	1.91	1	7.69%	1.91
		Can't Judge	1.64	1	7.69%	1.64
	5. Whether the teachers dictates notes only	No	4.00	11	84.62%	44
Yes		0.67	0	0%	0	
Can't Judge		1.65	2	15.38%	3.3	
2	1. Teachers ability to organize lecture	Excellent	9.25	8	61.54%	74
		Satisfactory	6.34	3	23.08%	19.02
		Inadequate	2.50	1	7.69%	2.5
		Can't Judge	3.16	1	7.69%	3.16
	2. Speed of presentation	Just Right	4.75	10	76.92%	47.5
		Too Fast	1.34	1	7.69%	1.34
		Can't Judge	1.40	2	15.38%	2.8
	3. Does the teacher encourage questioning	Yes	6.88	9	69.23%	61.92
		Some Times	3.89	2	15.38%	7.78
		No	0.74	0	0%	0
		Can't Judge	1.78	2	15.38%	3.56
	4. Behavior of the teacher	Pleasant	6.75	9	69.23%	60.75
		Indifferent	2.78	2	15.38%	5.56
		Unpleasant	1.28	1	7.69%	1.28
		Can't Judge	1.94	1	7.69%	1.94
	5. Sincerity of the teacher	Sincere	11.50	11	84.62%	126.5
		Not Sincere	1.33	1	7.69%	1.33
		Unable to Judge	5.06	0	0%	0
		Blank	4.03	1	7.69%	4.03
	6. Overall Teaching effectiveness	Excellent	11.25	8	61.54%	90
		Good	9.03	2	15.38%	18.06
		Fair	6.46	2	15.38%	12.92
		Poor	1.56	0	0%	0
		Can't Judge	2.03	1	7.69%	2.03

Strength and Weakness

- Good

Special Remarks

No special remarks found.

Head of The Department



PRINCIPAL
Sree Chitra Thirunal
College of Engineering
Trivandrum - 11



Staff : DR.SABU V.R.

Subject : MUL204 - VEHICLE SYSTEMS LAB

Session Name: Faculty Evaluation Sept 2021

Session Id : TE-SN747-Sep-2021

Users Completed : 13

Batch : BTech KTU MA 2K19

Survey Id : TE26-Jan-2020

Overall Score : 82.7

Section	Question	Option	Mark	Users Opted	Opted %	Total Mark
1	1. Subject Knowledge	Excellent	17.75	8	61.54%	142
		Good	14.13	2	15.38%	28.26
		Fair	10.28	2	15.38%	20.56
		Poor	3.53	0	0%	0
		Can't Judge	8.00	1	7.69%	8
	2. Clarity and Understanding of teachers Explanations	Excellent	14.50	8	61.54%	116
		Good	11.81	2	15.38%	23.62
		Fair	8.11	1	7.69%	8.11
		Poor	2.01	1	7.69%	2.01
		Can't Judge	4.09	1	7.69%	4.09
	3. Teachers Willingness to Help	Excellent	7.50	8	61.54%	60
		Good	5.71	2	15.38%	11.42
		Fair	4.04	1	7.69%	4.04
		Poor	1.13	1	7.69%	1.13
		Can't Judge	2.21	1	7.69%	2.21
	4. Approximate % of classes NOT engaged by the teachers	Less than 10	5.85	9	69.23%	52.65
		10 to 25	3.66	2	15.38%	7.32
		More than 25	1.91	1	7.69%	1.91
		Can't Judge	1.64	1	7.69%	1.64
	5. Whether the teachers dictates notes only	No	4.00	10	76.92%	40
Yes		0.67	2	15.38%	1.34	
Can't Judge		1.65	1	7.69%	1.65	
2	1. Teachers ability to organize lecture	Excellent	9.25	8	61.54%	74
		Satisfactory	6.34	3	23.08%	19.02
		Inadequate	2.50	1	7.69%	2.5
		Can't Judge	3.16	1	7.69%	3.16
	2. Speed of presentation	Just Right	4.75	10	76.92%	47.5
		Too Fast	1.34	1	7.69%	1.34
		Can't Judge	1.40	2	15.38%	2.8
	3. Does the teacher encourage questioning	Yes	6.88	8	61.54%	55.04
		Some Times	3.89	3	23.08%	11.67
		No	0.74	1	7.69%	0.74
		Can't Judge	1.78	1	7.69%	1.78
	4. Behavior of the teacher	Pleasant	6.75	9	69.23%	60.75
		Indifferent	2.78	1	7.69%	2.78
		Unpleasant	1.28	2	15.38%	2.56
		Can't Judge	1.94	1	7.69%	1.94
	5. Sincerity of the teacher	Sincere	11.50	10	76.92%	115
		Not Sincere	1.33	0	0%	0
		Unable to Judge	5.06	2	15.38%	10.12
		Blank	4.03	1	7.69%	4.03
	6. Overall Teaching effectiveness	Excellent	11.25	8	61.54%	90
		Good	9.03	1	7.69%	9.03
		Fair	6.46	3	23.08%	19.38
		Poor	1.56	0	0%	0
		Can't Judge	2.03	1	7.69%	2.03

Strength and Weakness


- Good

Special Remarks

No special remarks found.

Head of The Department




PRINCIPAL
Sree Chitra Thirunal
College of Engineering
Trivandrum